



FUND FEATURES: (Data as on 31st October'21)

Category: Exchange Traded

Inception Date: 7th October 2016

Monthly Avg AUM: ₹0.89 Crores

Fund Manager: Mr. Yogik Pitti

Benchmark: S&P BSE Sensex TRI

Minimum Investment Amount:

Directly with Fund - Authorised Participants and Large Investors can directly purchase / redeem in blocks from the fund in "Creation unit size" on any business day.

On the Exchange - The units of the Scheme can be purchased and sold in minimum lot of 1 unit and in multiples thereof

Exit Load: Nil

Creation Unit size: 10,000 units. The Fund may from time to time change the size of the Creation Unit in order to equate it with marketable lots of the underlying instruments

Mode of Holding: Demat only

Authorized Participants:

- Edelweiss Securities Ltd
- Parwati Capital Market Pvt. Ltd
- East India Securities Ltd

Options Available: Presently the scheme does not offer any Plan/Options for Investment.

Other Parameters:

Beta: 0.98

R Squared: 1.00

Standard Deviation (Annualized): 21.20%

IDFC SENSEX EXCHANGE TRADED FUND

An open ended scheme tracking S&P BSE Sensex Index

An open-ended Exchange Traded Fund that seeks to provide returns that, before expenses, closely correspond to the total return of the S&P BSE Sensex, subject to tracking errors.

PORTFOLIO

(31 October 2021)

Name of the Instrument	% to NAV
Equity and Equity related Instruments	98.93%
Banks	29.68%
HDFC Bank	10.38%
ICICI Bank	8.34%
Kotak Mahindra Bank	4.00%
Axis Bank	3.04%
State Bank of India	2.89%
IndusInd Bank	1.03%
Software	17.77%
Infosys	9.24%
Tata Consultancy Services	5.29%
HCL Technologies	1.86%
Tech Mahindra	1.37%
Petroleum Products	12.32%
Reliance Industries	12.32%
Finance	10.68%
HDFC	7.72%
Bajaj Finance	2.97%
Consumer Non Durables	9.32%
Hindustan Unilever	3.21%
ITC	2.93%
Asian Paints	2.09%
Nestle India	1.09%
Auto	3.44%
Maruti Suzuki India	1.46%
Mahindra & Mahindra	1.26%
Bajaj Auto	0.72%
Construction Project	3.20%
Larsen & Toubro	3.20%
Telecom - Services	2.49%
Bharti Airtel	2.49%

Ratios calculated on the basis of 3 years history of monthly data.

For live NAV updates visit: <http://www.idfcmf.com/Exchange-Traded-Funds.aspx> | In case of queries, get in touch with products@idfc.com

MUTUAL FUND INVESTMENTS ARE SUBJECT TO MARKET RISKS, READ ALL SCHEME RELATED DOCUMENTS CAREFULLY.

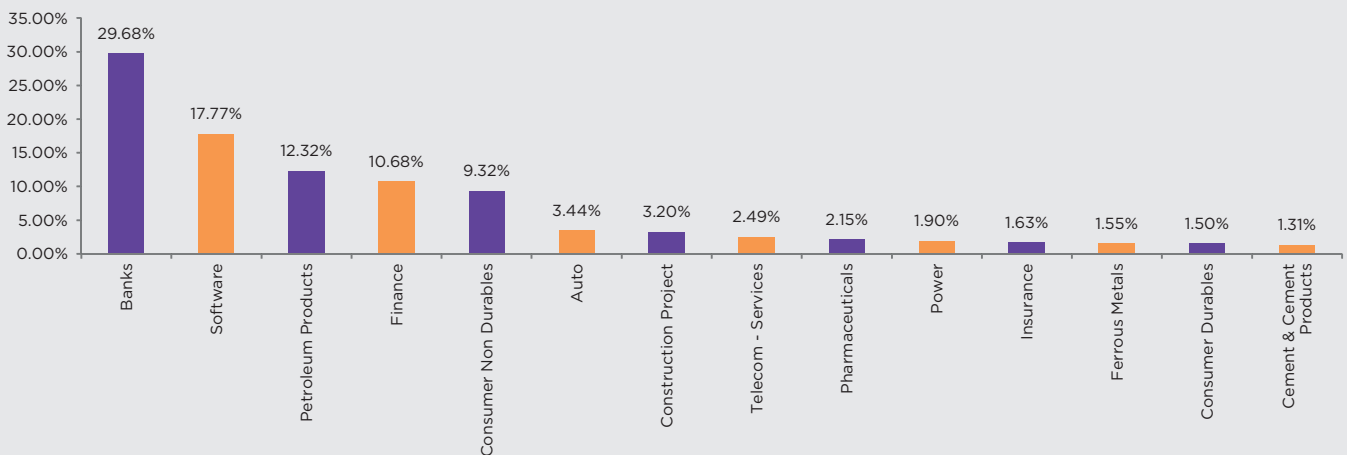
PORTFOLIO

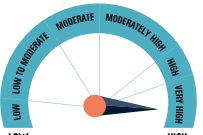
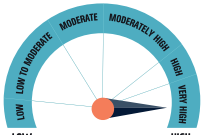
(31 October 2021)

Name of the Instrument	% to NAV
Pharmaceuticals	2.15%
Sun Pharmaceutical Industries	1.29%
Dr. Reddy's Laboratories	0.86%
Power	1.90%
Power Grid Corporation of India	0.95%
NTPC	0.95%
Insurance	1.63%
Bajaj Finserv	1.63%
Ferrous Metals	1.55%
Tata Steel	1.55%
Consumer Durables	1.50%
Titan Company	1.50%
Cement & Cement Products	1.31%
UltraTech Cement	1.31%
Net Cash and Cash Equivalent	1.07%
Grand Total	100.00%



INDUSTRY ALLOCATION



Scheme risk-o-meter	This product is suitable for investors who are seeking*	Benchmark risk-o-meter
 <p>Investors understand that their principal will be at Very High risk</p>	<ul style="list-style-type: none"> To create wealth over long term. Investing in equity and equity related instruments forming part of S&P BSE Sensex Index. <p>*Investors should consult their financial advisers if in doubt about whether the product is suitable for them.</p>	 <p>S&P BSE Sensex TRI</p>